

Documentation

TempMail App

Thank you so much for purchasing our item from Codecanyon.

- **Version:** 1.0
- **Author:** [G-Devs](#)
- **Created:** 9 Sept , 2023
- **Update:** 9 Sept , 2023

If you have any questions that are beyond the scope of this help file, please feel free to email - g.developers.mail@gmail.com

Installation















Download and Install Java This section very important for you if this is first time develop android, if you already develop android project you can SKIP this page.

Download and Install Java

1. You can download latest JDK from this url :
<https://www.oracle.com/java/technologies/javase/javase-jdk8-downloads.html>

Java SE Development Kit 8u301

This software is licensed under the Oracle Technology Network License Agreement for Oracle Java SE

Product / File Description	File Size	Download
Linux ARM 64 RPM Package	5915 MB	 jdk-8u301-linux-aarch64.rpm
Linux ARM 64 Compressed Archive	70.84 MB	 jdk-8u301-linux-aarch64.tar.gz
Linux ARM 32 Hard Float ABI	75.55 MB	 jdk-8u301-linux-arm32-vfp-hflt.tar.gz
Linux x86 RPM Package	109.49 MB	 jdk-8u301-linux-i586.rpm
Linux x86 Compressed Archive	138.48 MB	 jdk-8u301-linux-i586.tar.gz
Linux x64 RPM Package	109.24 MB	 jdk-8u301-linux-x64.rpm
Linux x64 Compressed Archive	138.78 MB	 jdk-8u301-linux-x64.tar.gz
macOS x64	197.26 MB	 jdk-8u301-macosx-x64.dmg
Solaris SPARC 64-bit (SVR4 package)	133.66 MB	 jdk-8u301-solaris-sparcv9.tar.Z
Solaris SPARC 64-bit	94.8 MB	 jdk-8u301-solaris-sparcv9.tar.gz
Solaris x64 (SVR4 package)	134.42 MB	 jdk-8u301-solaris-x64.tar.Z
Solaris x64	92.66 MB	 jdk-8u301-solaris-x64.tar.gz
Windows x86	156.45 MB	 jdk-8u301-windows-i586.exe
Windows x64	169.46 MB	 jdk-8u301-windows-x64.exe

Install Android Studio

You can download latest Android Studio from this url :

Download <https://developer.android.com/studio>

Developers

Platform

Android Studio

Google Play

Jetpack

Kotlin

Docs

Games

Search

English

ANDROID STUDIO


Download

What's new

User guide

Preview

android studio



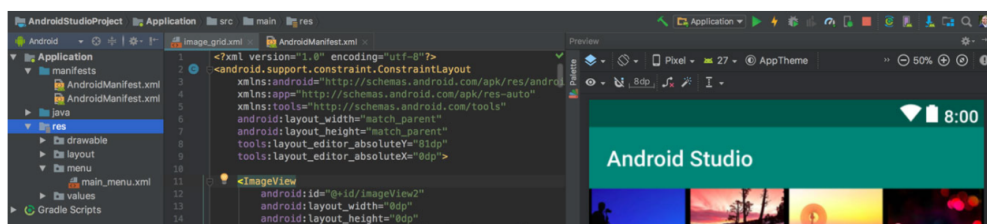
Android Studio provides the fastest tools for building apps on every type of Android device.

Download Android Studio

2020.3.1 for Windows 64-bit (912 MiB)

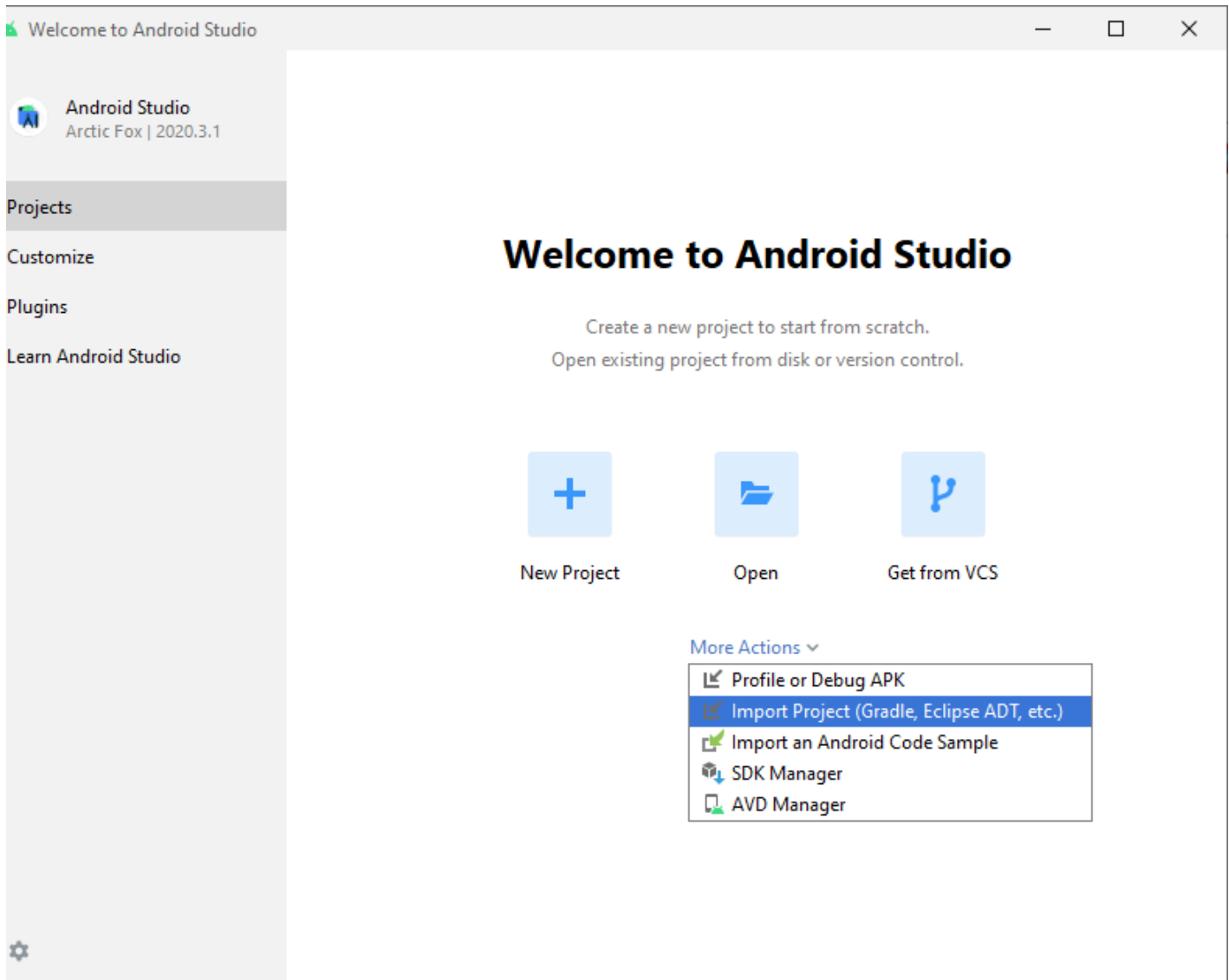
Download options

Release notes



Import Project

Extract .zip you download from Codecanyon, you will see some file and folder. We named project folder with "TempMail App", the project location inside ZIP folder. When your Android Studio ready you can open it and you will see display like this :



- select "Import project (Gradle, Eclipse ADT, etc.)"
- Browse location Project and press "OK" button.
- Wait for few minutes until all process import has finished.

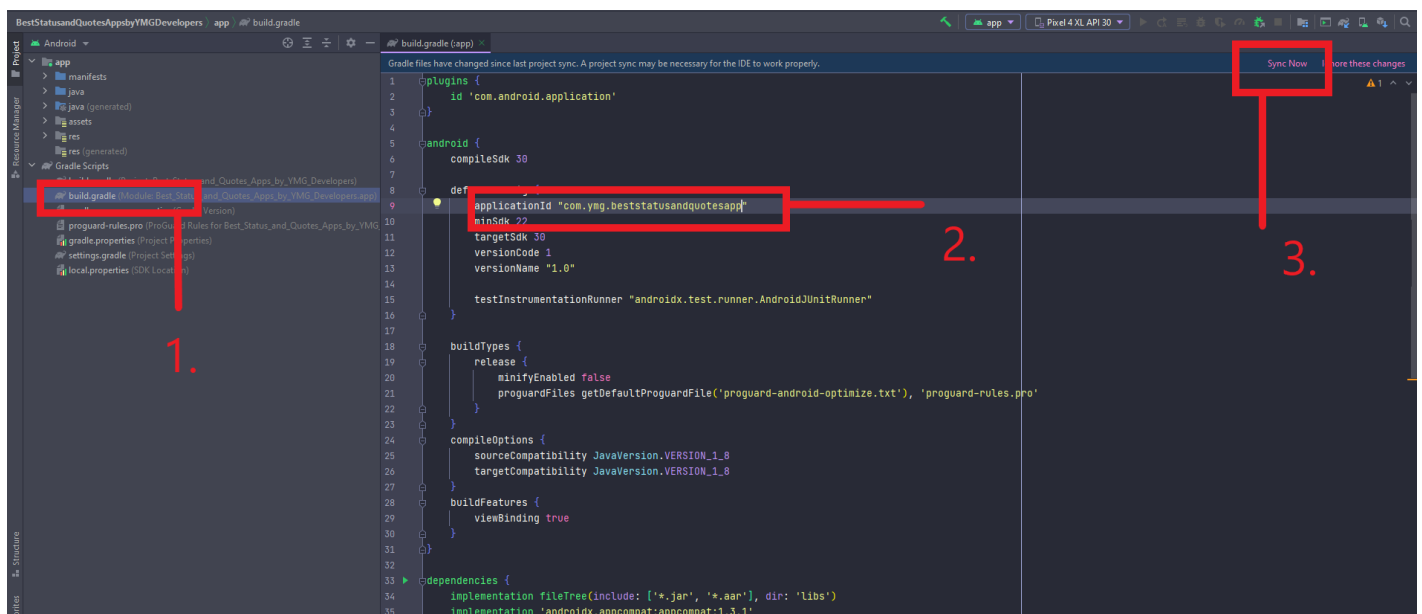
Android Studio - App Reskin

Changing Package Name , App Name , App Icon.

Package Name

Step 1 -

- Open Gradle Scripts → build.gradle (Module: app)
- Change the application ID with your own id name
- Standard naming procedure : com.ymg.beststatusandquotes
- Click **Sync Now**
- Standard naming procedure : com.ymg.beststatusandquotes
- Change the id as unique as possible, because application id is very important used if you want to publish the application to the google play.

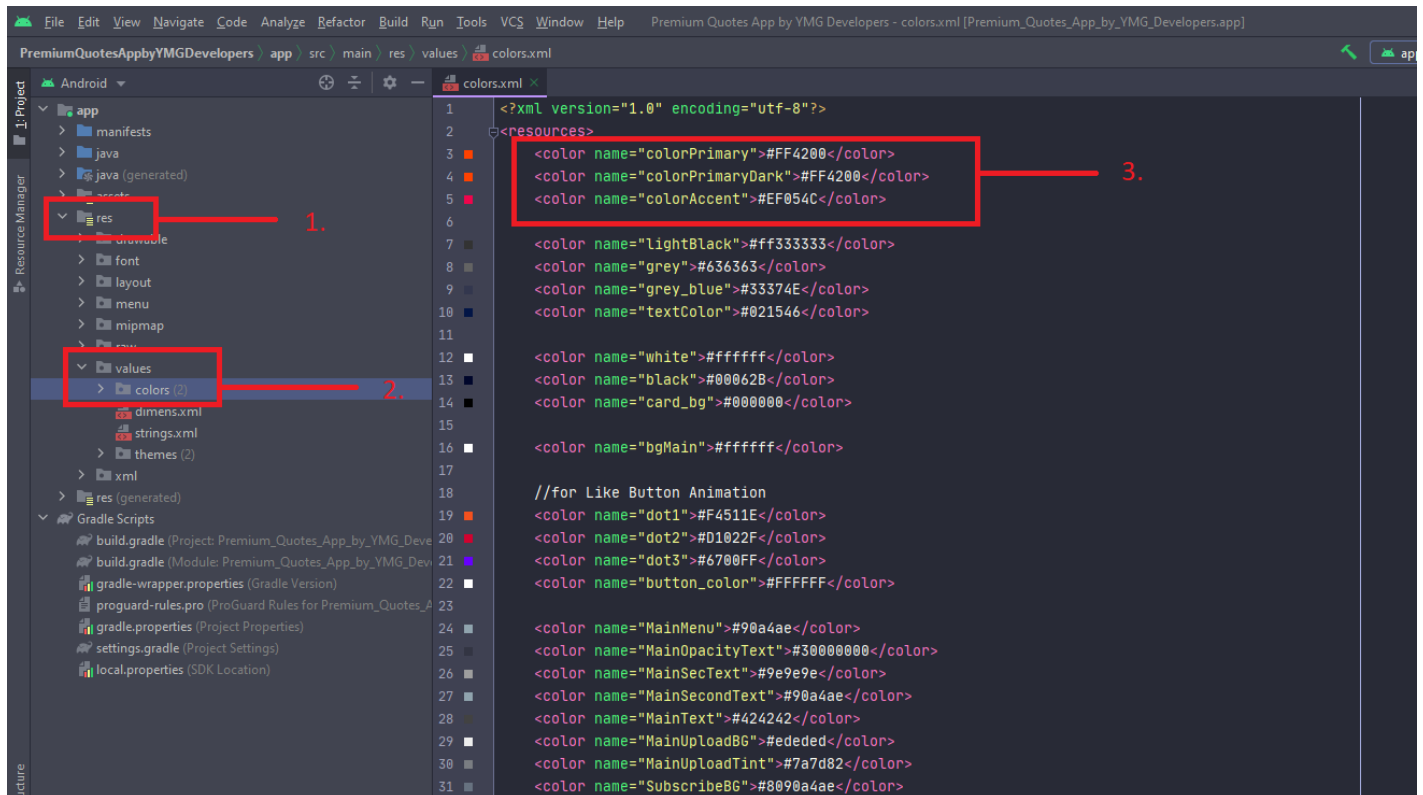


Change App Logo

- Open Android Studio → File → New → Image Asset
- You can choose 2 types of your icon type, that is Launcher Icon (Adaptive and Legacy) or (Legacy Only)
- Recommended to use Launcher Icon (Adaptive and Legacy)
- Browse and choose your image file icon (.png) format with square dimension and start customize your icon
- Make sure the resource name is "ic_launcher" → Next → Finish

Change App Color

- to change the app color, you can see on the res/values/colors.xml
- Enter your color code inside each of strings tag :



Change Ads ID

For Changing the Ads ID , Open the Config.java file , here you can paste your Ad's id.




Change Onesignal ID

For Changing the Onesignal ID , Open the MainActivity.java file , here you can paste your Onesignal's id.

```
public class MainActivity extends AppCompatActivity implements NavigationView.OnNavigationItemSelectedListener{

    PrefManager prf;
    ViewPagerAdapter adapter;
    private final List<Fragment> mFragmentList = new ArrayList<>();
    ChipNavigationBar chipNavigationBar;
    DrawerLayout drawerLayout;
    Toolbar toolbar;
    NavigationView navigationView;
    ActionBarDrawerToggle actionBarDrawerToggle;
    MaterialSearchView searchView;
    private int STORAGE_PERMISSION_CODE = 1;
    private static final String ONESIGNAL_APP_ID = "f8bf3c7f-fb54-4b9e-9be9-db9c149b57f2";
    //overrid
    protected void onCreate (Bundle savedInstanceState) {
        super.onCreate(savedInstanceState);
        setContentView(com.ymg.wallpaper.R.layout.activity_main);
        Toolbar toolbar = findViewById(com.ymg.wallpaper.R.id.toolbar);
        setSupportActionBar(toolbar);
        getSupportActionBar().setTitle("");
    }
}
```



How to get API KEY

We use RapidAPI for this project

Click here to go to RapidAPI Page - [Click here](#)

[First signUp on the RapidAPI]

1. Open above url and Click on the SUBSCRIBE Button

RapidAPI Search for APIs Create Team Add Your API Docs Log In Sign Up

Temp Mail FREE By YMG Stuffs | Updated a minute ago | Email

Popularity 8 / 10 Latency 1,407ms Service Level 100%

Endpoints About Tutorials Discussions Pricing

Choose the Right Plan For You

RapidAPI partners directly with API providers to give you no-fuss, transparent pricing. Find a plan that best matches the scale you need for your application.

	Basic
Objects	\$0.00 / mo Subscribe
Requests	500,000 / month Hard Limit
Rate Limit	1000 requests per hour

Frequently Asked Questions

Is my payment information secure?
Credit cards are processed through a PCI compliant banking partner.

Why do you require a credit card for a freemium API?
We work directly with API providers to implement clear, transparent pricing for developers. The Provider may require a credit card if a plan has a quota with an average fee. If you would no longer like to use the API, you can unsubscribe from the plan at anytime by clicking the "unsubscribe" button under the Billing section of the RapidAPI Dashboard.

What if I exceed my plan limits?
Depending on your plan's specification, you will either incur overage charges or be suspended.

When will I be billed?
We charge your credit card upon subscription to an API's plan and at the next recurring interval.

2. Then go to Endpoints and Copy your API KEY

Temp Mail FREE By [redacted] | Updated 5 minutes ago | Email | Edit

Popularity 8 / 10 Latency 1,407ms Service Level 100%

Endpoints About Tutorials Discussions Pricing

Temporary Disposable Email Address | Disposable email is a service that allows to receive email at a [Show more...](#)

V1 (Current)

Search endpoints

- GET GetEmail
- GET GetMessage
- GET GetDetails

COPY THIS KEY AND PASTE IN THE ANDROID STUDIO

RapidAPI App: default-application_5776855

Request URL: rapidapi.com

Header Parameters

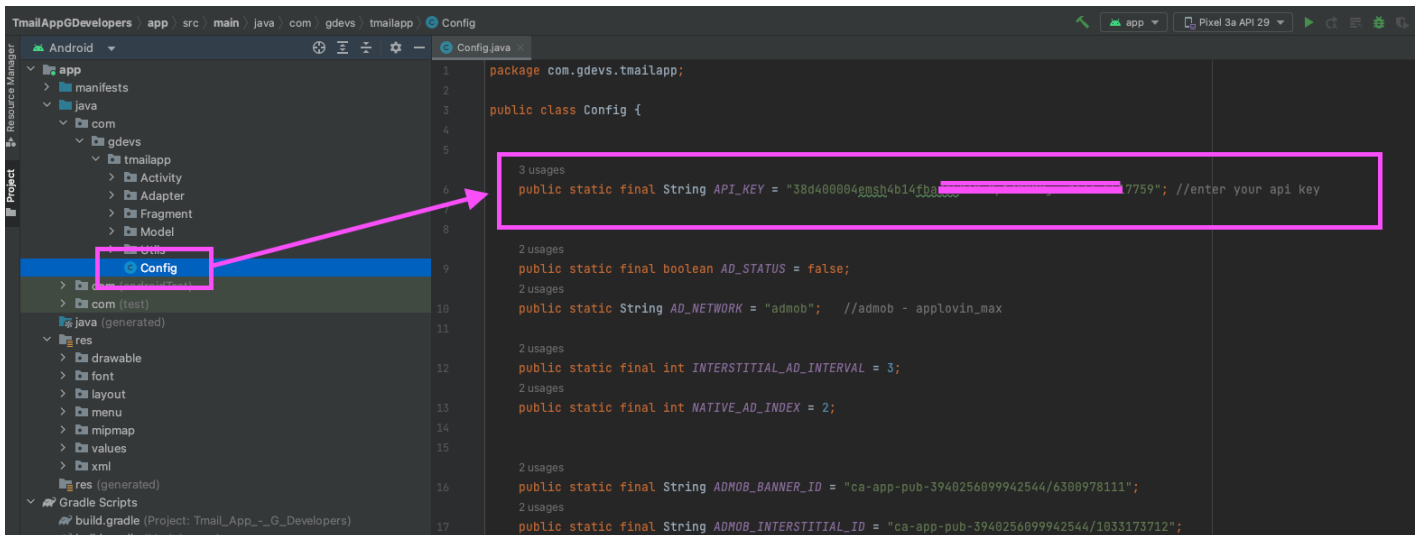
Code Snippets Results

```
(Node.js) Axios Copy Code
const axios = require('axios');

const options = {
  method: 'GET',
  url: 'https://temp-mail170.p.rapidapi.com/',
  headers: {
    'X-RapidAPI-Key': '38d400004emsh4b14fbadfb268e9p1394fc5b17759',
  },
};

try {
  const response = await axios.request(options);
  console.log(response.data);
} catch (error) {
  console.error(error);
}
```

3. open the android Studio and paste this api key



Source & Credits

Images:

- Flaticon - <https://www.flaticon.com>

Fonts:

- Google Font - <https://fonts.google.com/>

Extra:

- Admob
- Facebook Audiance Network
- Unity
- StartApp
- Applovin
- Recyclerview
- Firebase

Support

If this documentation doesn't answer your questions, So, Please send us Email via [Support Email](#)

We are located in GMT +5:30 time zone and we answer all questions within 12-24 hours in weekdays. In some rare cases the waiting time can be to 48 hours. (except holiday seasons which might take longer).

NOTE: While we aim to provide the best support possible, please keep in mind that it only extends to verified buyers and only to issues related to our template like bugs and errors. Custom modifications or third party module implementations are not included.

Don't forget to Rate this template

Please Add your Review (Opinion) for Our template. It would be a great support for us.

Go to your **Codecanyon Profile** > **Downloads Tab** > & then You can Rate & Review for our template.

Thank You.
